







EPD reference: S-P-01096

## ULMA Architectural Solutions

Facade cladding, Vanguard

The assessment is valid until 15.12.2022, provided published on [www.byggeportalen.no/EcoProduct](http://www.byggeportalen.no/EcoProduct)  
This printed report is valid until 31.12.2021.

No. 6834

 <b>Indoor climate</b> Assessment not required for this product (normally to be used outside of vapor barrier)	 <b>Energy</b> Energy consumption 6 <input type="checkbox"/>	 <b>Resource use</b> Raw material resources 3 <input type="radio"/>
 <b>Hazardous substances</b> Content of hazardous substances 1 <input type="radio"/>	 <b>Greenhouse effect</b> Global warming potential (GWP) 6 <input type="checkbox"/>	 <b>Circular economy</b> Suitability for recycling 7 <input type="triangle-up"/>

**Manufacturer:** ULMA Architectural Solutions

**Generic product:** Fiber cement

**Product group:** External cladding

**Assumed technical lifetime:** 60 years

**Moisture resistance:** Not affected

**Cleanability:** Good

**Reference value GWP:** 19.87 kg/m<sup>2</sup> <sup>\*)</sup>

**Structure Components:**

235 Exterior cladding and surface

246 Cladding and surface

253 Fattened floors, screeds

**Distribution of energy consumption used as raw materials:**

14.1 % renewable primary energy

85.9 % non renewable primary energy

<sup>\*)</sup> The reference value for global warming potential is based on other products within the same product group registered in the ECOproduct database. This reference value is adjusted 31.12. each year and may affect the score for GWP in the subsequent year.

ECOproduct assesses the actual climate and environmental impact of construction products within the four categories above, based on a product specific environmental declaration (EPD) according to ISO 14025 and NS-EN 15804.

The product is ranked on a scale of 1-8 in each of these environmental categories, where 1 is the best. The green, white and red symbol appears in addition to the characters in order to visualize the assessment score.

**Ranking:**

- 1 Excellent ●
- 2 Good
- 3 Average to good
- 4 Average ☐
- 5 Adjoining average
- 6 Marginally average
- 7 Poor ▲
- 8 Very poor (or incomplete)